



US00D641691S

(12) **United States Design Patent**
Deng

(10) **Patent No.:** **US D641,691 S**

(45) **Date of Patent:** **** Jul. 19, 2011**

(54) **PHOTOVOLTAIC MODULE DEVICE**

(75) **Inventor:** **Xunming Deng**, Sylvania, OH (US)

(73) **Assignee:** **University of Toledo**, Toledo, OH (US)

(**) **Term:** **14 Years**

(21) **Appl. No.:** **29/364,117**

(22) **Filed:** **Jun. 18, 2010**

(51) **LOC (9) Cl.** **13-02**

(52) **U.S. Cl.** **D13/102**

(58) **Field of Classification Search** D13/102,

D13/101, 103, 119, 184, 199; D6/580; 126/561,

126/667; 136/206, 244–251, 256, 291, 292

See application file for complete search history.

(56) **References Cited**

U.S. PATENT DOCUMENTS

5,457,057	A *	10/1995	Nath et al.	438/67
D366,585	S *	1/1996	Mueller	D6/580
D389,454	S *	1/1998	Mori	D13/102
D397,990	S *	9/1998	Fukuhara et al.	D13/102
5,868,869	A *	2/1999	Albright et al.	136/250
5,968,287	A *	10/1999	Nath	136/251
6,160,215	A *	12/2000	Curtin	136/244
D442,139	S *	5/2001	Sasaoka	D13/102

D442,549	S *	5/2001	Sasaoka	D13/119
D469,399	S *	1/2003	Shugar	D13/102
D560,606	S *	1/2008	McClintock et al.	D13/102
D584,223	S *	1/2009	Cooper	D13/102

* cited by examiner

Primary Examiner — Prabhakar Deshmukh

Assistant Examiner — Derrick Holland

(74) *Attorney, Agent, or Firm* — Marshall & Melhorn, LLC

(57) **CLAIM**

The ornamental design for a photovoltaic module device, as shown and described.

DESCRIPTION

FIG. 1 is a front elevation view of a photovoltaic module device showing my new design;

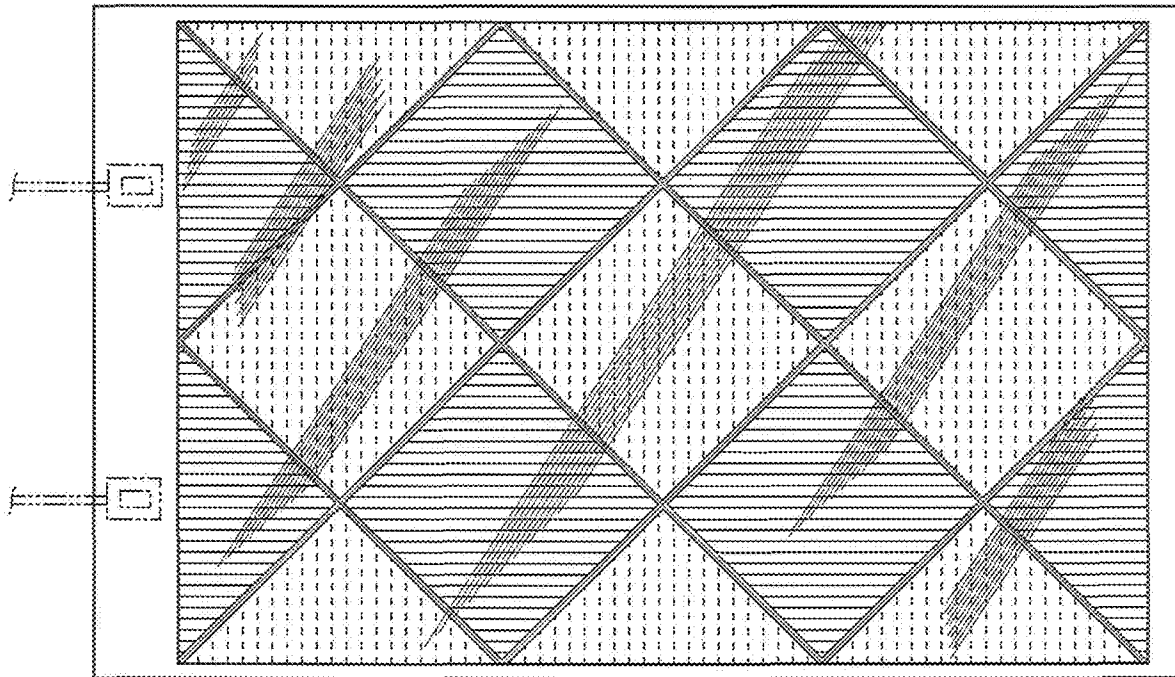
FIG. 2 is a top plan view thereof, the bottom plan being a mirror image;

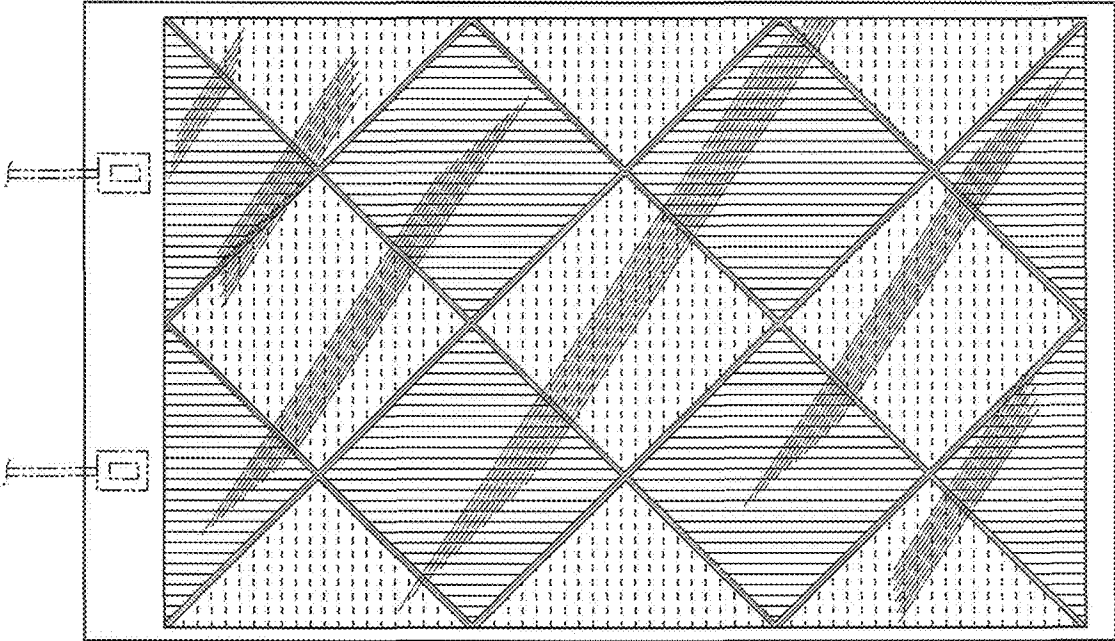
FIG. 3 is a rear elevation view thereof; and,

FIG. 4 is a right side elevation view thereof, the left side elevation being a mirror image.

The broken lines shown on the left side of the photovoltaic module device represent junction boxes and electrical leads and form no part of the claimed design. The dashed lines within the frame indicate color and are part of the claimed invention.

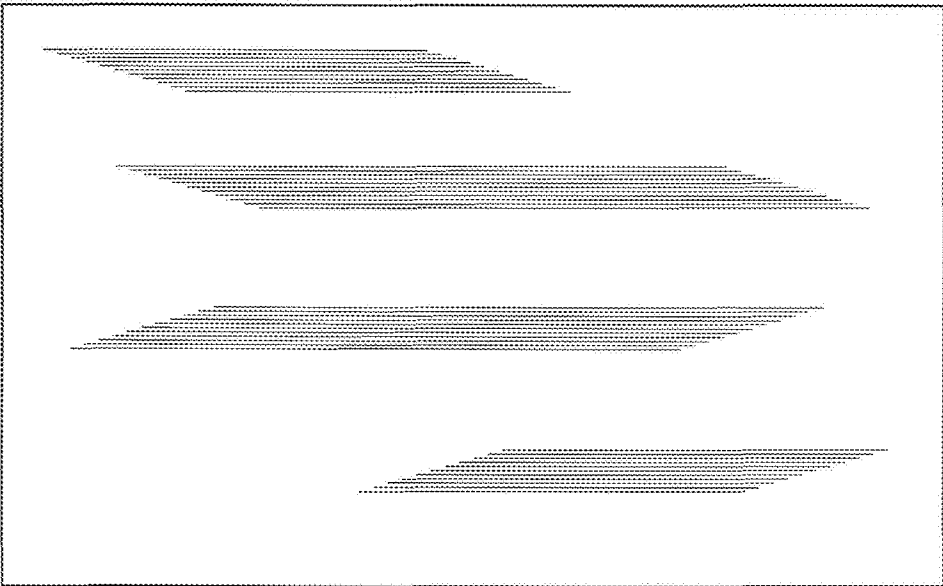
1 Claim, 2 Drawing Sheets





—FIG. 1

—FIG. 2



—FIG. 3



—FIG. 4